

LED 5 COMPLETE

5CCT Swivel Undercabinet

This adaptable, adjustable fixture allows for a wide range of illuminated area regardless of installation location. The fixture produces up to 1350 lumens and is field-switchable to five different color temperatures. With a pivot angle of $\pm 32^\circ$ the LED Complete 5 promises ultimate flexibility without compromising performance.

- Field-switchable 5CCT (2700K | 3000K | 3500K | 4000K | 5000K)
- High color rendering index of 90+ CRI
- 120V AC input
- Low power consumption not exceeding 16.5W
- Surface mount ultra-low profile
- 35,000 hour rated life
- cETLus listed for dry locations



PROJECT: _____

TYPE: _____

LOCATION: _____

CATALOG NUMBER: _____



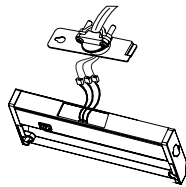
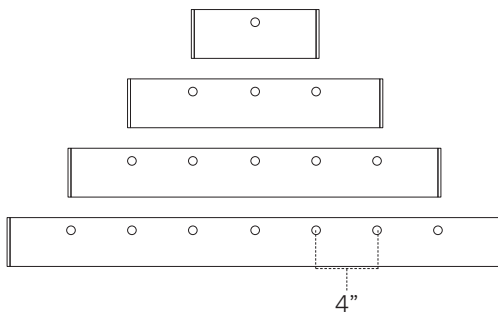
LED COMPLETE 5 QUICK SPECS

SERIES	5LCS
INPUT VOLTAGE	120V AC
CCT	5CCT (2700K 3000K 3500K 4000K 5000K)
CRI	90+
WATTAGE	Up to 16.5W
LUMENS	Up to 1050Lm
BEAM ANGLE	120°
DIMMABLE	10-100% TRIAC
MOUNTING	Surface
RATING	cETLus Listed, Dry Locations
RATED LIFE	35,000 hrs

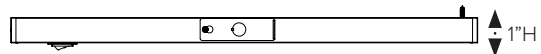

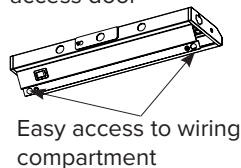
*Minimum loads may apply. Per the NEC, switched wall outlets cannot be used with wall dimmers.

LED COMPLETE 5 QUICK DIMENSIONS

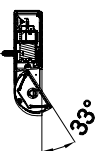
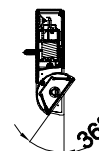
1/2" knockouts located on back end underside of fixture, spaced every 4"



Convenient rear access door



Part Number	L	W	H
5LCS-10-5CCT	10"	3.625"	1"
5LCS-16-5CCT	16"	3.625"	1"
5LCS-24-5CCT	24"	3.625"	1"
5LCS-32-5CCT	32"	3.625"	1"



LED 5 COMPLETE ORDERING INFORMATION

ITEM NUMBER	CCT	LENGTH	LUMENS	WATTAGE	VOLTAGE	CRI	BEAM ANGLE	DIMMING
5LCS-10-5CCT-WH	5CCT	10"	385Lm	7W	120V AC	90+	120°	10-100% (TRIAC)
5LCS-10-5CCT-DB	5CCT	10"	385Lm	7W	120V AC	90+	120°	10-100% (TRIAC)
5LCS-16-5CCT-WH	5CCT	16"	620Lm	11W	120V AC	90+	120°	10-100% (TRIAC)
5LCS-16-5CCT-DB	5CCT	16"	620Lm	11W	120V AC	90+	120°	10-100% (TRIAC)
5LCS-24-5CCT-WH	5CCT	24"	925Lm	15W	120V AC	90+	120°	10-100% (TRIAC)
5LCS-24-5CCT-DB	5CCT	24"	925Lm	15W	120V AC	90+	120°	10-100% (TRIAC)
5LCS-32-5CCT-WH	5CCT	32"	1050Lm	16.5W	120V AC	90+	120°	10-100% (TRIAC)
5LCS-32-5CCT-DB	5CCT	32"	1050Lm	16.5W	120V AC	90+	120°	10-100% (TRIAC)

5LCS FIXTURES INCLUDE: (1) 3/8" Clamp connector, (1) Inline/direct connector, (2) Captive mounting screws

LED 5 COMPLETE ACCESSORIES

ITEM NUMBER	DESCRIPTION
5LCS-PC6-BK	6' Power Cable with 120V AC plug, Black Finish
5LCS-PC6-WH	6' Power Cable with 120V AC plug, White Finish
5LCS-EX6-BK	6" Linking Cable, Black Finish
5LCS-EX6-WH	6" Linking Cable, White Finish
5LCS-EX12-BK	12" Linking Cable, Black Finish
5LCS-EX12-WH	12" Linking Cable, White Finish
5LCS-BOX-DB	Hardwire Box with Power Connection Ports, Dark Bronze
5LCS-BOX-WH	Hardwire Box with Power Connection Ports, White Finish
5LCS-CON-DB	Replacement in-line connector, Dark Bronze Finish - 3/8"L x 5/8"W x 3/8"H
5LCS-CON-WH	Replacement in-line connector, White Finish - 3/8"L x 5/8"W x 3/8"H



5LCS-PC6-BK
5LCS-PC6-WH



5LCS-EX6-BK
5LCS-EX6-WH



5LCS-EX12-BK
5LCS-EX12-WH



5LCS-BOX-DB
5LCS-BOX-WH



5LCS-CON-DB
5LCS-CON-WH

LED 5 COMPLETE POWER ACCESSORIES DETAILED INFORMATION

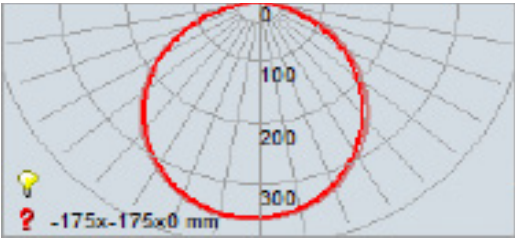
ITEM NUMBER	LENGTH	FINISH	APPLICATION	VOLTAGE	WATTAGE	LISTING	DIMENSIONS
ALC-BOX-DB	Hardwire box with male/female Molex connections, end power connection ports, (6) 3/8" knockouts, and On/Off rocker switch	Dark Bronze	Dry Location	120V AC	150W X 2	cETLus	6-3/8"L x 3-3/4"W x 1"H
ALC-BOX-WH		White	Dry Location	120V AC	150W X 2	cETLus	6-3/8"L x 3-3/4"W x 1"H
ALC-PC6-BK	6ft power cord with 3-prong grounded plug and Molex connector	Black	Dry Location	120V AC	150W	cETLus	6ft
ALC-PC6-WH		White	Dry Location	120V AC	150W	cETLus	6ft

LED 5 COMPLETE RECOMMENDED DIMMERS

BRAND	MODEL #	DIMMING RANGE (%)
Lutron	Maestro MACL-153MR-WH	10-100%
Lutron	Diva DVWCL-153PH	10-100%
Lutron	Skylark CTCL-153PDH	10-100%
Lutron	Toggler TGCL-153PH	10-100%
Leviton	6672	10-100%
Leviton	6674	10-100%
Lutron	Skylark S-600H	10-100%
Lutron	Toggler TG-600PH	10-100%
Lutron	Diva DV-600PR	10-100%
Leviton	Vizia + VP106-1LZ	10-100%
Lutron	Skylark ELV SELV - 300P	10-100%
Lutron	Diva ELV DVELV - 300P	10-100%
Legrand	"Adorne SofTap ADTP703TUW4"	10-100%
Lutron	Skylark SLV-600P-IV	10-100%

Dimmer performance may vary in field application due to unknown external factors. Dimmers not included on the chart above are not necessarily incompatible; they have yet to be fully evaluated. Please reference dimmer manufacturer's instructions for detailed information regarding performance and compatibility. Test data listed above is based on single lamp data. Recommended maximum 10 units connected to a single dimmer.

LED 5 COMPLETE PHOTOMETRICS



Model #	Amperage	Wattage
5LCS-10	0.065	7
5LCS-16	0.105	11
5LCS-24	0.135	15
5LCS-32	0.155	16.5



AMERICAN LIGHTING WARRANTY

LIMITED WARRANTY FOR LED PRODUCTS: 5 YEARS

LIMITED PRODUCT WARRANTY

Our products are warranted to be free from defects in material and workmanship for the warranty period listed. Warranty periods begin from the date of shipment from American Lighting Inc's warehouse to the original purchaser. Products that prove to be defective during their specific warranty period will be either repaired or replaced, at the sole discretion of American Lighting Inc. Claims for defective products must be submitted in writing to American Lighting Inc's RGA Department within the warranty period. Upon approval of such return, American Lighting Inc reserves the right to inspect the product for misuse or abuse. Claims for indirect or consequential damages or for product that, in American Lighting Inc's opinion, has been misused will be denied. This is a warranty of product reliability only and not a warranty of merchantability or fitness for a particular purpose. American Lighting Inc shall have no liability whatsoever in any event for payment of incidental or consequential damages, including, without limitations, installation costs and/or damages for personal injury and/or property. These products may represent a possible shock or fire hazard if improperly installed or altered in any way. This warranty does not apply to any product that has not been properly installed in accordance with current local codes and/or the National Electrical Code. Products that require a transformer, driver, or power supply must be used in conjunction with American Lighting Inc's recommended power supply to ensure safety and retain product warranty.

PRODUCT SPECIFICATIONS

For the latest product information, updates, instructions and details concerning specifications, colors, finishes, performance, installation and design, visit www.americanlighting.com. Color may vary from the color printed herein due to limitations in photographic and printing processes. American Lighting Inc. reserves the right to change product specifications without notice. Other product specifications such as color temperature, wavelength characteristics and lumen output are subject to production limitations and may vary. LED technology is changing rapidly, and not all color temperatures and performance levels can be duplicated at a later time. Best practices include purchasing 10-15% more for a particular project on the same initial order where white LED color temperatures must be maintained over project and product life. Eventual product replacement should be considered at layout and design stages. Best practices also include testing connections and product performance prior to mounting and/or installing.

AVERAGE LIFE

Average incandescent lamp life, rated life and average life are terms used to describe the number of hours at which half of the lamps have failed. For LEDs, the hours of rated life specify the point where 70% of original lumen output is reached. Below this point, the effective life is over, however, the LED may still emit light. Individual results may vary with actual environmental conditions including, but not limited to, proper installation, ambient temperature and/or input voltage fluctuations.