

# RGBTW COB TAPE LIGHT

24V DC High Output RGB + Tunable CCT

COB Tape Light features uniform illumination without the need for additional diffused covers or accessories. RGBTW lighting combines RGB with white color mixing to create millions of color possibilities while maintaining even greater brightness and overall color saturation.

- Seamless COB design that eliminates virtually all LED dotting
- Dynamic RGB+Tunable White color mixing capabilities
- Create millions of color combinations for impactful installations
- Lumen output ranging up to 225Lm per foot
- Cuttable every 2" with 16ft max run
- Easy installation featuring 3M VHB adhesive backing
- Control via DMX for color and dimming (requires DMX decoder)
- cULus Listed for indoor dry/damp locations
- 50,000 hours rated life



PROJECT: \_\_\_\_\_

TYPE: \_\_\_\_\_

LOCATION: \_\_\_\_\_

CATALOG NUMBER: \_\_\_\_\_



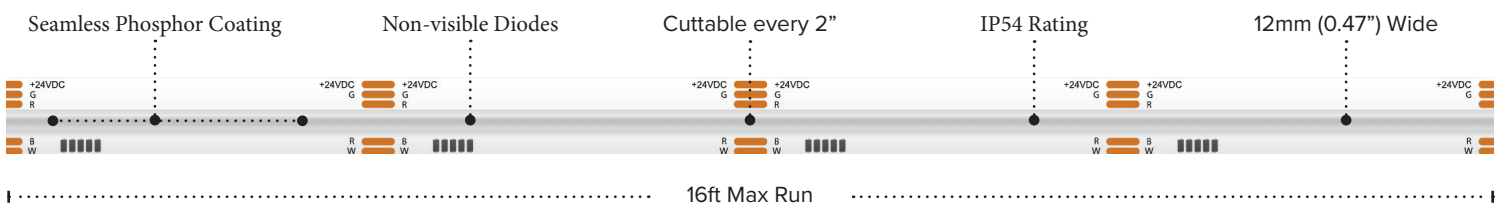
## HTL-COB-RGBTW SERIES QUICK SPECS

<b>VOLTAGE</b>	24V DC
<b>WATTAGE</b>	4.5W / ft
<b>LUMENS</b>	Up to 225Lm / ft
<b>CCT OPTIONS</b>	RGBTW 2700K-6000K
<b>CRI</b>	90+
<b>MAX RUN</b>	16ft
<b>CUTTING POINTS</b>	2" (50.8mm)
<b>IP RATING</b>	IP54 - Coated
<b>DIMMING</b>	5-100% (Requires Secondary Side Controller)
<b>DIMENSIONS</b>	0.47" (12mm) W x 0.06" (1.65mm) H
<b>BEAM ANGLE</b>	120°
<b>OPERATING TEMP</b>	5°C (41°F) to 70°C (158°F)
<b>CERTIFICATIONS</b>	cULus Listed - Dry / Damp Locations
<b>RATED LIFE</b>	50,000 Hours

## HTL-COB-RGBTW SERIES IP RATINGS

**IP54 (Coated)**  
 Features a light nano-coating applied to the tape light and LED's that protects from moisture and dust.  
**Best suited:** Indoor dry & damp locations

## HTL-COB-RGBTW SERIES QUICK LOOK




**HTL-COB-RGBTW SERIES ORDERING INFORMATION**

ITEM NUMBER	VOLTAGE	CCT	LENGTH	LUMENS / FT	WATTAGE / FT	IP RATING	CRI	CUTTING	MAX RUN
<b>HTL-COB-RGBTW</b>	24V DC	RGBTW	16 ft	225Lm / ft	4.5W / ft	IP54	90+	2" (50.8mm)	16 ft

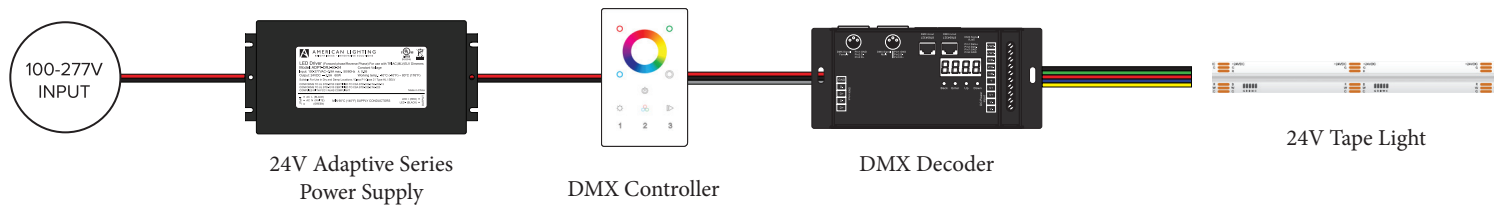
16.4ft Reels (IP54) Include: 6ft lead, 6ft tail, (2) TL-6PWR-HD

**RGBTW SERIES ACCESSORIES**

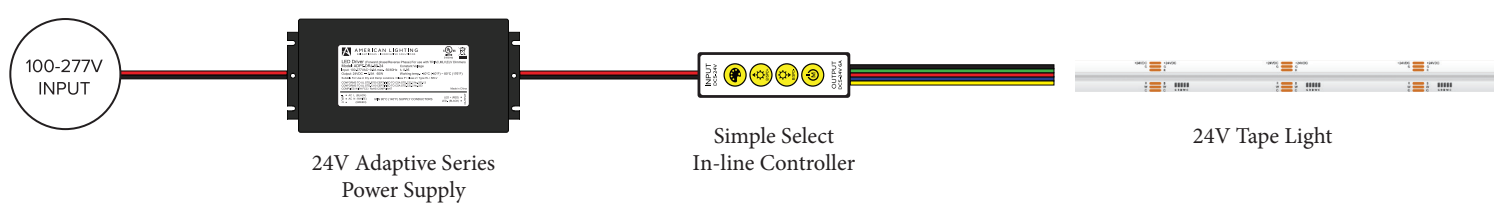
ITEM NUMBER	DESCRIPTION
<b>TL-6PWR-COB</b>	6' HD Power Feed (IP54) for COB
<b>TL-6SPL-COB</b>	HD Splice (IP54) for COB
<b>WIRE-15-6PIN</b>	15ft (20/6) Wire Spool
<b>WIRE-CMP-100-6PIN</b>	100ft (16/6) In-wall Rated Wire Spool
<b>RCWY-PVC-1M</b>	1m Plastic Wire Cover Raceway



**HTL-COB-RGBTW SERIES DMX QUICK SET-UP**



**HTL-COB-RGBTW SERIES SIMPLE SELECT QUICK SET-UP**



**RECOMMENDED POWER SUPPLIES**

ITEM NUMBER	DESCRIPTION	MAX / MIN LOAD	INPUT VOLTAGE	OUTPUT VOLTAGE	DIMMABLE	DIMENSIONS
<b>ADPT-DRJ-30-24</b>	Adaptive Series 30W	30W / 3W	100-277V AC	24V	Yes*	6.49"L x 3.6"W x 1.02"H
<b>ADPT-DRJ-60-24</b>	Adaptive Series 60W	60W / 6W	100-277V AC	24V	Yes*	7.4"L x 3.6"W x 1.02"H
<b>ADPT-DRJ-96-24</b>	Adaptive Series 96W	96W / 9.6W	100-277V AC	24V	Yes*	8.66"L x 3.6"W x 1.61"H
<b>ADPT-DRJ-192-24</b>	Adaptive Series 192W (2 x 96W)	192W / 19.2W	100-277V AC	24V	Yes*	10.94"L x 4.25"W x 1.8"H
<b>ADPT-DRJ-288-24</b>	Adaptive Series 288W (3 x 96W)	288W / 28.8W	100-277V AC	24V	Yes*	11.85"L x 4.25"W x 1.8"H

\*Phase Dimming Compatible With Most MLV, ELV, and TRIAC Dimmers\*

**HTL-COB-RGBTW SERIES CUT INCREMENT GUIDE**

Segment	Length (MM)	Length (Inches)	Length (Feet)
1	50.8	2.00	0.17
2	101.6	4.00	0.33
3	152.4	6.00	0.50
4	50.8	8.00	0.67
5	101.6	10.00	0.83
6	152.4	12.00	1.00
7	50.8	14.00	1.17
8	101.6	16.00	1.33
9	152.4	18.00	1.50
10	50.8	20.00	1.67
11	101.6	22.00	1.83
12	152.4	24.00	2.00
13	50.8	26.00	2.17
14	101.6	28.00	2.33
15	152.4	30.00	2.50
16	50.8	32.00	2.67
17	101.6	34.00	2.83
18	152.4	36.00	3.00
19	50.8	38.00	3.17
20	101.6	40.00	3.33
21	152.4	42.00	3.50
22	50.8	44.00	3.67
23	101.6	46.00	3.83
24	152.4	48.00	4.00
25	50.8	50.00	4.17
26	101.6	52.00	4.33
27	152.4	54.00	4.50
28	50.8	56.00	4.67
29	101.6	58.00	4.83
30	152.4	60.00	5.00
31	50.8	62.00	5.17
32	101.6	64.00	5.33
33	152.4	66.00	5.50
34	50.8	68.00	5.67
35	101.6	70.00	5.83
36	152.4	72.00	6.00
37	50.8	74.00	6.17
38	101.6	76.00	6.33
39	152.4	78.00	6.50
40	50.8	80.00	6.67
41	101.6	82.00	6.83
42	152.4	84.00	7.00
43	50.8	86.00	7.17
44	101.6	88.00	7.33
45	152.4	90.00	7.50
46	50.8	92.00	7.67
47	101.6	94.00	7.83
48	152.4	96.00	8.00
49	50.8	98.00	8.17
50	101.6	100.00	8.33

Segment	Length (MM)	Length (Inches)	Length (Feet)
51	152.4	102.00	8.50
52	50.8	104.00	8.67
53	101.6	106.00	8.83
54	152.4	108.00	9.00
55	50.8	110.00	9.17
56	101.6	112.00	9.33
57	152.4	114.00	9.50
58	50.8	116.00	9.67
59	101.6	118.00	9.83
60	152.4	120.00	10.00
61	50.8	122.00	10.17
62	101.6	124.00	10.33
63	152.4	126.00	10.50
64	50.8	128.00	10.67
65	101.6	130.00	10.83
66	152.4	132.00	11.00
67	50.8	134.00	11.17
68	101.6	136.00	11.33
69	152.4	138.00	11.50
70	50.8	140.00	11.67
71	101.6	142.00	11.83
72	152.4	144.00	12.00
73	50.8	146.00	12.17
74	101.6	148.00	12.33
75	152.4	150.00	12.50
76	50.8	152.00	12.67
77	101.6	154.00	12.83
78	152.4	156.00	13.00
79	50.8	158.00	13.17
80	101.6	160.00	13.33
81	152.4	162.00	13.50
82	50.8	164.00	13.67
83	101.6	166.00	13.83
84	152.4	168.00	14.00
85	50.8	170.00	14.17
86	101.6	172.00	14.33
87	152.4	174.00	14.50
88	50.8	176.00	14.67
89	101.6	178.00	14.83
90	152.4	180.00	15.00
91	50.8	182.00	15.17
92	101.6	184.00	15.33
93	152.4	186.00	15.50
94	50.8	188.00	15.67
95	101.6	190.00	15.83
96	50.8	192.00	16.00



# AMERICAN LIGHTING WARRANTY

## LIMITED WARRANTY FOR LED PRODUCTS: 5 YEARS

### LIMITED PRODUCT WARRANTY

Our products are warranted to be free from defects in material and workmanship for the warranty period listed. Warranty periods begin from the date of shipment from American Lighting Inc's warehouse to the original purchaser. Products that prove to be defective during their specific warranty period will be either repaired or replaced, at the sole discretion of American Lighting Inc. Claims for defective products must be submitted in writing to American Lighting Inc's RGA Department within the warranty period. Upon approval of such return, American Lighting Inc reserves the right to inspect the product for misuse or abuse. Claims for indirect or consequential damages or for product that, in American Lighting Inc's opinion, has been misused will be denied. This is a warranty of product reliability only and not a warranty of merchantability or fitness for a particular purpose. American Lighting Inc shall have no liability whatsoever in any event for payment of incidental or consequential damages, including, without limitations, installation costs and/or damages for personal injury and/or property. These products may represent a possible shock or fire hazard if improperly installed or altered in any way. This warranty does not apply to any product that has not been properly installed in accordance with current local codes and/or the National Electrical Code. Products that require a transformer, driver, or power supply must be used in conjunction with American Lighting Inc's recommended power supply to ensure safety and retain product warranty.

### PRODUCT SPECIFICATIONS

For the latest product information, updates, instructions and details concerning specifications, colors, finishes, performance, installation and design, visit [www.americanlighting.com](http://www.americanlighting.com). Color may vary from the color printed herein due to limitations in photographic and printing processes. American Lighting Inc. reserves the right to change product specifications without notice. Other product specifications such as color temperature, wavelength characteristics and lumen output are subject to production limitations and may vary.

LED technology is changing rapidly, and not all color temperatures and performance levels can be duplicated at a later time. Best practices include purchasing 10-15% more for a particular project on the same initial order where white LED color temperatures must be maintained over project and product life. Eventual product replacement should be considered at layout and design stages. Best practices also include testing connections and product performance prior to mounting and/or installing.

### AVERAGE LIFE

Average incandescent lamp life, rated life and average life are terms used to describe the number of hours at which half of the lamps have failed. For LEDs, the hours of rated life specify the point where 70% of original lumen output is reached. Below this point, the effective life is over, however, the LED may still emit light. Individual results may vary with actual environmental conditions including, but not limited to, proper installation, ambient temperature and/or input voltage fluctuations.