

NLCBC2-55 Series

5" Cobalt Click LED Retrofit Reflectors

Source: 10W or 12W LED
750lm or 1000lm

Type	
Project	
Catalog No.	
Notes	

PRODUCT DESCRIPTION

Cobalt retrofit series is cULus classified for use in existing IC or Non-IC housings manufactured by Nora and others. The 5" retrofit click luminaires product up to 1000 lumen output at 90+ CRI. The Cobalt series intergrates a Signify COB family of LED arrays, giving bright spectacular light output and low power consumption.

FEATURES

- 750lm or 1000lm LED output
- 2700K, 3000K, 3500K or 4000K @ 90+ CRI
- Signify COB LED or Comfort Dim technology
- 120V or 120V-277V input voltage
- Includes medium base socket adapter for easy retrofitting in 5" recessed housings
- 5-year limited warranty
- ENERGY STAR certified
- cULus classified for wet locations

SPECIFICATION

Trim: UTM thermal management features an integral driver, large heat sink and the latest COB technology. The patented "Click" system allows the aluminum spun trims to be easily changed in the field with the help of spring mounting clips which properly secure them to the LED module.

Mounting: Two steel, spring mounting blades allow for easy and secure mounting in most 5" housings.

Retrofit: Cobalt retrofit series includes medium base screw-socket adapter (NRA-211SM) for retrofitting into existing medium base downlight housings. GU24 socket adapter is available for use with GU24 housings, must specify [NRA-212SM](#).

ELECTRICAL

Input Voltage: 120V or 120V-277V, must specify

Lumens / Wattage: 750lm / 10W or 1000lm / 12W

Color Temperature: 2700K, 3000K, 3500K or 4000K

Color Rendering Index: 90+ CRI

Operating Temperature: 0-35°C

Lifetime: 50,000 hours @ L70

Comfort Dim: Comfort Dim color tunes the temperature from a bright 3100K, to a romantic and comfortable 1700K on a gradual, even curve. Available in 750lm / 12W / 120V only.

Dimming: Available in Triac/ELV/0-10V, must specify [Click Here](#) or check complete dimmer list at www.NoraLighting.com in the "Compatibility" page under "Resources" tab

COMPATIBLE HOUSINGS

Cobalt retrofit reflectors are compatible with most 5" IC and Non-IC housings by Nora and others.

Fire Box

[NFBIC-5LMRATA*](#)

ICAT Dedicated LED

[NFBIC-5LMRATA/4W*](#)

ICAT Dedicated LED for LE4

[NFBIC-SINCATA](#)

ICAT Line Voltage

New Construction

[NHIC-527LMRAT*](#)

Shallow ICAT Dedicated LED

[NHIC-5LMRAT*](#)

ICAT Dedicated LED

[NHIC-5LMRAT/4W*](#)

ICAT Dedicated LED for LE4

[NHIC-5LMRAT/EM*](#)

ICAT Dedicated LED for EM

[NHIC-5LMRAT/6WEM*](#)

ICAT Dedicated LED for EM+LE4

[NHIC-5LMRAT/277*](#)

ICAT Dedicated LED, 277V

(includes step-down transformer)

[NHIC-527OAT](#)

Shallow ICAT Line Voltage

[NHIC-501OAT](#)

ICAT Line Voltage

[NHIC-5G24ATFL](#)

ICAT GU24

Remodel

[NHRIC-527LMRAT*](#)

Shallow ICAT Dedicated LED

[NHRIC-5LMRAT*](#)

ICAT Dedicated LED

[NHRIC-527OAT](#)

Shallow ICAT Line Voltage

[NHRIC-504OAT](#)

ICAT Line Voltage

[NHR-5040](#)

Non-IC Line Voltage

* Nora Dedicated LED housings are cULus listed for use only with Nora LED Retrofits.

ACCESSORIES

NLCBC-5EYELID: Round eyelid used to convert round reflector or baffle to half moon wall wash trim.

NLCBC-5OR: Round oversize ring used to cover ceiling cut-outs up to 7".

LABELS AND LISTINGS

- cULus classified for Wet Locations
- ENERGY STAR certified (not black, bronze or copper)
- 5-Year Limited Warranty
- Meets ASTM-E283 Air-Tight requirements
- Patent #D797,977S; D871,644S; D824,568S
- FCC Compliant
- Certified to the high efficacy requirements of California Title 24 JA8-2022



PRODUCT IMAGES & DIMENSIONS

PATENT No.: D797,977S, D871,644S, D824,568S

NLCBC2-551
Round Open Reflector

BB BZBZ COCO DW
HZW MPW NN WW

NLCBC2-552
Round Open Baffle

BB BZBZ MPW NN WW

NLCBC2-553
Square Reflector w/ Round Aperture

BZBZ DW HZW MPW WW

NLCBC2-556
Square Reflector w/ Square Aperture

BB BW BZBZ HZW
MPW NN PW WW

5" Cobalt Click LED Retrofit Reflectors

Reflector Type	Color Temp.	Finish (see chart below)	Lumens	Dimming & Emergency
NLCBC2-551 = Round Reflector	27 = 2700K	BB = Black / Black	/A = 750lm	(blank) = 120V Triac/ELV
NLCBC2-552 = Round Baffle	30 = 3000K	BW = Black / White	/IO = 1000lm	EM = Remote Emergency (requires Nora EM housing)
NLCBC2-553 = Square Round	35 = 3500K	BZBZ = Bronze / Bronze		LE4 = 120V 0-10V/Triac/ELV 277V 0-10V (req. Nora 4W housing)
NLCBC2-556 = Square Regress	40 = 4000K	COCO = Copper / Copper		LE4EM = LE4 w/ Remote Emergency (requires Nora 6WEM housing)
	CD = Comfort Dim [†]	DW = Diffused / White		
		HZW = Haze / White		
		MPW = Matte Powder White		
		NN = Natural Metal / Nat. Metal		
		PW = Pewter / White		
		WW = White / White		

[†] Comfort Dim technology available in 750lm / 12W / 120V only

Available Finishes

	BB	BW	BZBZ	COCO	DW	HZW	MPW	NN	PW	WW
551	•		•	•	•	•	•	•		•
552	•						•	•		•
553			•		•	•				•
556	•	•	•			•	•	•	•	•

Optional Accessories

Description	
NLCBC-5EYELIDB = 5" Round Eyelid, Black	
NLCBC-5EYELIDBZ = 5" Round Eyelid, Bronze	
NLCBC-5EYELIDMPW = 5" Round Eyelid, Matte Powder White	
NLCBC-5EYELIDW = 5" Round Eyelid, White	
NLCBC-5OR-B = 5" Round Oversize Ring, Black	
NLCBC-5OR-BZ = 5" Round Oversize Ring, Bronze	
NLCBC-5OR-MPW = 5" Round Oversize Ring, Matte Powder White	
NLCBC-5OR-W = 5" Round Oversize Ring, White	
NRA-211SM = Medium base screw-in socket (included)	
NRA-212SM = Socket adapter for use with GU24 housings	

Example: NLCBC2-55130MPW/A = 5" Cobalt Click LED Retrofit Reflector, 750lm / 10W LED, 3000K, Matte Powder White Finish

PHOTOMETRICS

5" Cobalt Click Retrofit Series

Type

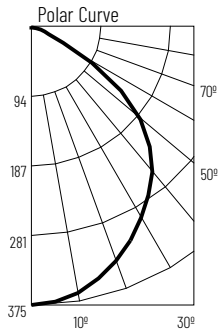
Project

Catalog No.

Notes

Test Information

Test Number: NTR1296
 Part Number: NLCBC2-55127WW/A
 Beam Spread: 101° Wide Flood
 Lumens: 843lm
 Wattage: 9.53W
 Efficacy: 88lpw
 CCT / CRI: 2700K / 90 CRI
 Spacing Criteria (0°-180°): 1.2
 Spacing Criteria (90°-270°): 1.2



Illuminance at a Distance

Distance from Luminaire	FC at Nadir	Beam Diameter
4'	23.4fc	9'-8"
6'	10.4fc	14'-7"
8'	5.9fc	19'-6"
10'	3.8fc	24'-4"
12'	2.6fc	29'-2"

Zonal Lumen Summary

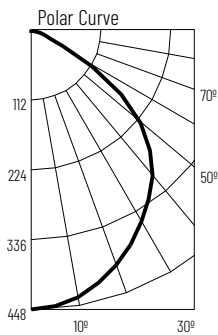
Zone	Lumens	% Luminaire
0-30	281	33.4
0-40	454	53.9
0-60	758	89.9
0-90	838	99.4
90-180	5	0.6
0-180	843	100

Candela Table

Vertical Angles	Candela
0	375
5	372
15	351
25	317
35	276
45	227

Test Information

Test Number: NTR1302
 Part Number: NLCBC2-55127WW/10
 Beam Spread: 101° Wide Flood
 Lumens: 1008lm
 Wattage: 11.44W
 Efficacy: 88lpw
 CCT / CRI: 2700K / 90 CRI
 Spacing Criteria (0°-180°): 1.2
 Spacing Criteria (90°-270°): 1.2



Illuminance at a Distance

Distance from Luminaire	FC at Nadir	Beam Diameter
4'	28fc	9'-8"
6'	12.4fc	14'-7"
8'	7fc	19'-6"
10'	4.5fc	24'-4"
12'	3.1fc	29'-2"

Zonal Lumen Summary

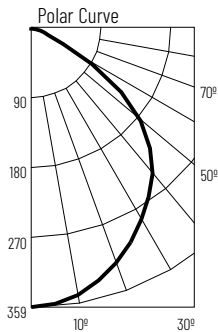
Zone	Lumens	% Luminaire
0-30	336	33.3
0-40	543	53.9
0-60	906	89.9
0-90	1002	99.4
90-180	6	0.6
0-180	1008	100

Candela Table

Vertical Angles	Candela
0	448
5	445
15	420
25	379
35	331
45	272

Test Information

Test Number: NTR1297
 Part Number: NLCBC2-55130WW/A
 Beam Spread: 101° Wide Flood
 Lumens: 803lm
 Wattage: 9.56W
 Efficacy: 84lpw
 CCT / CRI: 3000K / 90 CRI
 Spacing Criteria (0°-180°): 1.2
 Spacing Criteria (90°-270°): 1.2



Illuminance at a Distance

Distance from Luminaire	FC at Nadir	Beam Diameter
4'	22.5fc	9'-8"
6'	10fc	14'-7"
8'	5.6fc	19'-5"
10'	3.6fc	24'-4"
12'	2.5fc	29'-1"

Zonal Lumen Summary

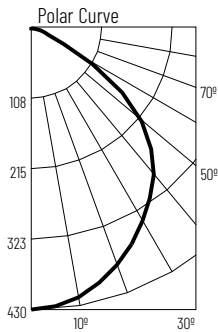
Zone	Lumens	% Luminaire
0-30	269	33.5
0-40	434	54
0-60	723	90.1
0-90	798	99.4
90-180	5	0.6
0-180	803	100

Candela Table

Vertical Angles	Candela
0	359
5	357
15	336
25	303
35	264
45	217

Test Information

Test Number: NTR1303
 Part Number: NLCBC2-55130WW/10
 Beam Spread: 101° Wide Flood
 Lumens: 965lm
 Wattage: 11.41W
 Efficacy: 85lpw
 CCT / CRI: 3000K / 90 CRI
 Spacing Criteria (0°-180°): 1.2
 Spacing Criteria (90°-270°): 1.2



Illuminance at a Distance

Distance from Luminaire	FC at Nadir	Beam Diameter
4'	26.9fc	9'-8"
6'	12fc	14'-7"
8'	6.7fc	19'-5"
10'	4.3fc	24'-4"
12'	3fc	29'-1"

Zonal Lumen Summary

Zone	Lumens	% Luminaire
0-30	322	33.4
0-40	519	53.8
0-60	865	89.7
0-90	956	99.1
90-180	9	0.9
0-180	965	100

Candela Table

Vertical Angles	Candela
0	430
5	427
15	404
25	363
35	315
45	259