



ES-FS2835C-112-IP20

Full Spectrum CRI97+ LED Tape 24V 4.4W/ft 10mm IP20

Project: _____

Location: _____

Model # : _____ Qty: _____

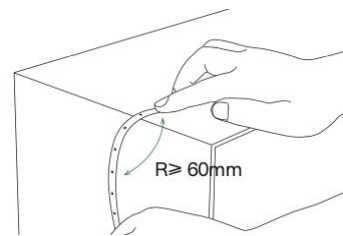

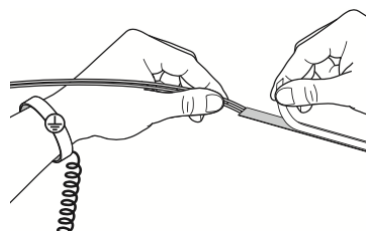
Notes: _____

DESCRIPTION

- Full Spectrum High Efficiency LED tape
- Natural and vivid color rendering closely matching natural light
- CRI > 97, R1-R15 > 90, no UV light and no low blue wavelengths
- Reinforced design for stable performance when bending & twisting
- 3 oz copper PCB and real gold wires for superb light maintenance
- Wires on both ends, options of 16ft and 100 ft reels
- Double sided adhesive 3M tape

INSTALLATION INSTRUCTIONS

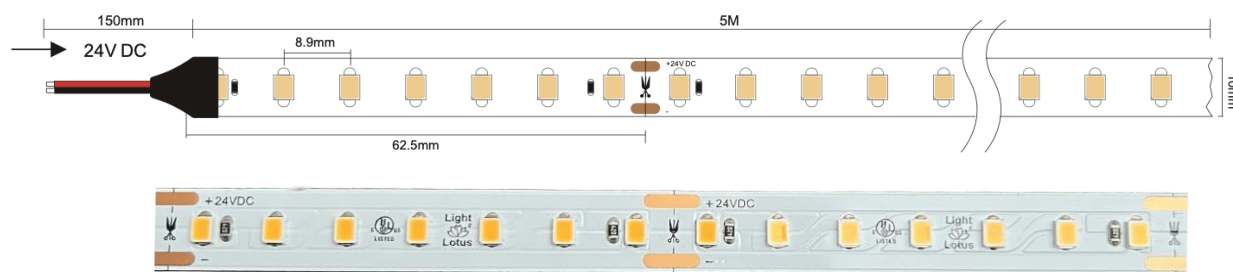
1. Remove backing plastic to reveal adhesive tape
2. Press LED tape firmly onto clean smooth surface that adsorbs heat, such as metal or glass. Start at one end and gradually move along surface, making sure tape is smooth and not creased
3. Cut on trim marks every 2 3/8"
4. Minimum Bending Radius 2 3/8"



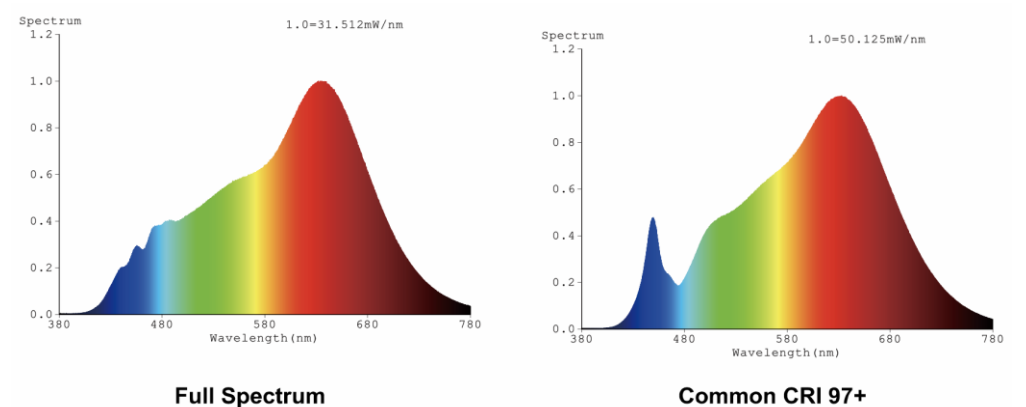
WARNING

LED tape gets hot. Mounting firmly and securely on smooth and thermo conductive surface such as metal or glass is critical for proper thermal management and long life

Not following these instructions voids the warranty



Comparison Full Spectrum vs regular CRI97+ wavelengths



ORDERING GUIDE example: ES-FS2835C-112-24-IP20-30K-16FT

| | - CCT (K) | - Length |
|---------------------|-----------|----------|
| ES-FS2835C-112-IP20 | -27K | -16FT |
| | -30K | -100FT |
| | -40K | |
| | -50K | |

In stock 16 ft and 100 ft reels

ACCESSORIES

Sold Separately



[Tape to Wire Straight Screw Connector # SC-8-10-TW](#)

[Tape to Tape Straight Screw Connector # SC-8-10-TT-1](#)

[Tape to Tape 90° L-shape Screw Connector # SC-8-10-TT-9](#)

Lotus LED Lights USA

250 H Street # 301, Blaine WA 98230 tel 360-200-5500
Hainesport NJ, Naples FL, Vancouver WA

www.LotusLEDLights.com

mailing addresses
warehouses

Lotus LED Lights CANADA

1080 Cliveden Ave # 6, Delta BC V3M 6G6 tel 604-538-3090
Delta BC & Mississauga ON